

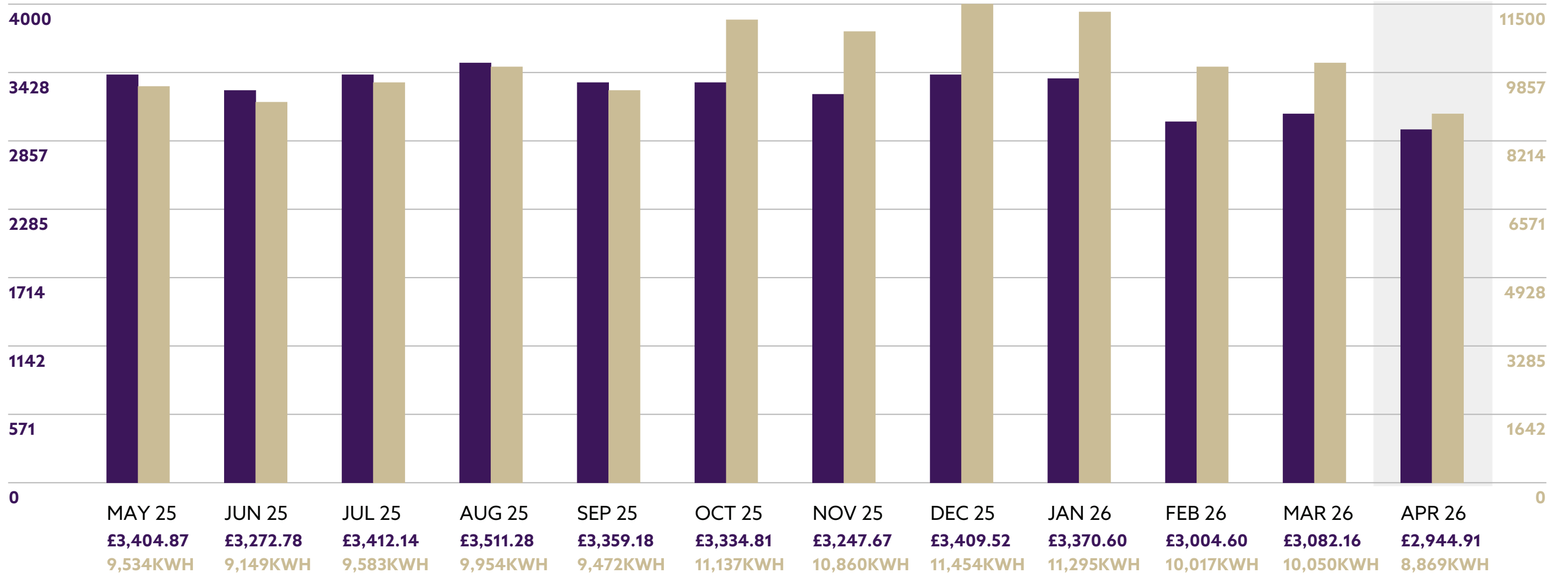
TOTAL COST - APRIL 2026

£ 2,944.91

TOTAL CONSUMPTION - APRIL 2026

8,869 KWH

HISTORIC OVERVIEW ^When indicated, a credit and revised invoice has been issued for this month at a later date ■ **COST (£)** ■ **CONSUMPTION (KWH)**



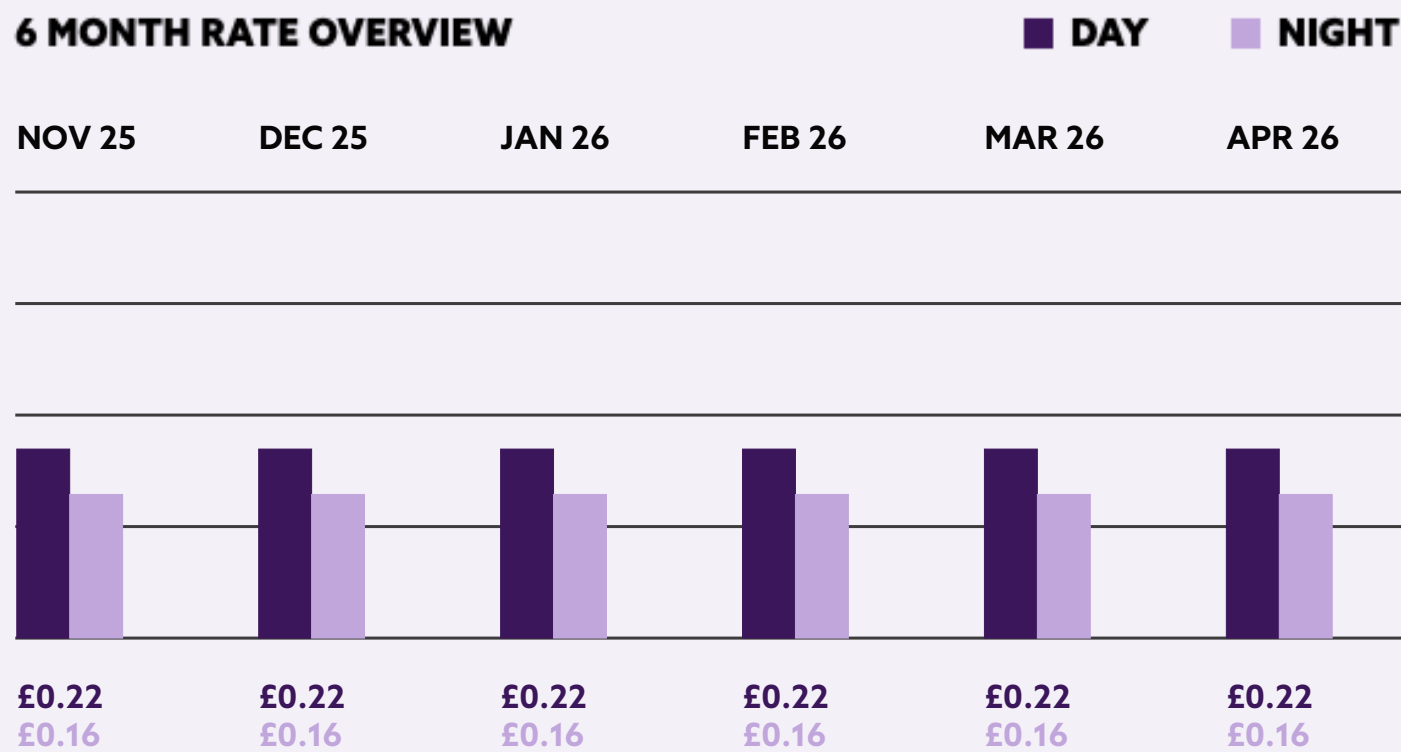
YOUR TARIFF

ECOTRICITY FIXED

Contracted to 30th September 2026

Your McCarthy Stone work with Zero Trace Procurement, an energy procurement consultancy, to maximise value and price stability for our customers. Following market volatility over the last few years our approach to procuring supplies has altered. New contracts are being entered into on a Fixed Tariff basis to bring greater stability to the prices you see on bills. The main chart above displays the cost of electricity each month along with consumption.

6 MONTH RATE OVERVIEW



HOW YOUR ENERGY COSTS ARE CALCULATED

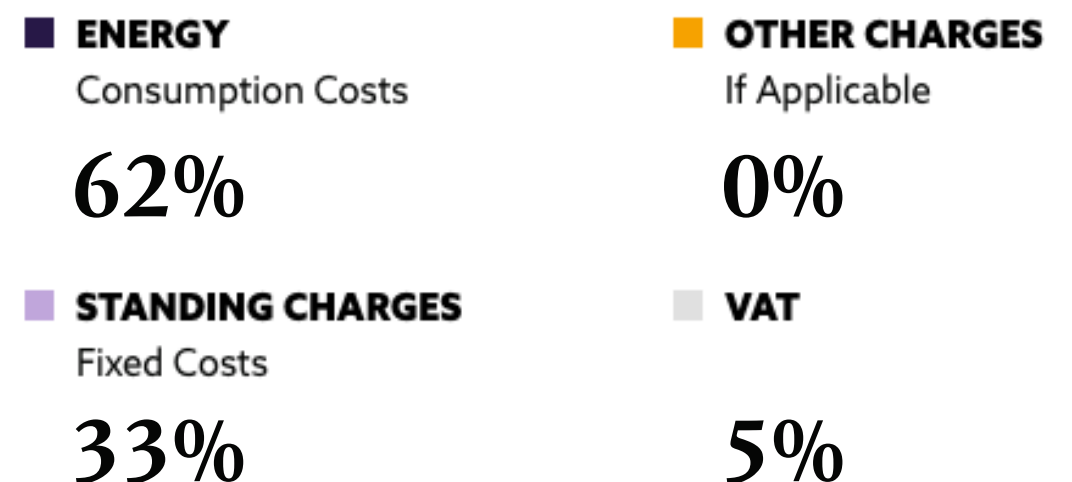
DAY UNIT RATE	£ 0.2194	x	CONSUMPTION (KWH)	6,793.3	=	£ 1,490.45
NIGHT UNIT RATE	£ 0.1643	x	CONSUMPTION (KWH)	2,075.6	=	£ 341.02
STANDING CHARGE	£ 32.3977	x	DAYS	30	=	£ 971.93
OTHER CHARGES*					=	£ 1.28
VAT					=	£ 140.23
TOTAL MONTHLY ENERGY COST						£ 2,944.91

* Other Charges cover any unknown costs incurred at this time, i.e. meter costs, new levies etc

WHERE YOUR ENERGY COSTS GO

The energy charge comprises of three key elements. The cost of energy used (commodity), the standing charge (consisting of distribution and transport costs and levies) and VAT. The figures on the right illustrate how these elements make up the total.

Source: Your energy bill



The figures presented in this energy report are an illustrative summary of the electricity charges at a point in time and may not represent the actual invoiced amount due to credits or adhoc charges.